

# Askina® SilNet

Soft silicone wound contact layer

## Ordering Information

Description	Size	Unit/Box	Code
Askina® SilNet	5 x 7.5 cm	10	5195710
Askina® SilNet	7.5 x 10 cm	10	5197510
Askina® SilNet	10 x 18 cm	10	5191810
Askina® SilNet	20 x 30 cm	5	5192305
Askina® DresSil	10 x 10 cm	10	5291010
Askina® DresSil	10 x 20 cm	10	5291210
Askina® DresSil	15 x 15 cm	10	5291510
Askina® DresSil	20 x 20 cm	5	5292005
Askina® DresSil Border	7.5 x 7.5 cm	10	5397510
Askina® DresSil Border	10 x 10 cm	3	5391003
Askina® DresSil Border	10 x 10 cm	10	5391010
Askina® DresSil Border	15 x 15 cm	10	5391510
Askina® DresSil Border	20 x 20 cm	5	5392005
Prontosan® Wound Gel	30 ml	20	400510
Prontosan® Wound Irrigation Ampoule	40 ml	30	400419
Prontosan® Wound Irrigation Solution	350 ml	10	400431
Prontosan® Wound Irrigation Solution	1000 ml	10	400432

A growing range of products are available. Further sizes available on request.



Skin and Wound Management

Silicone Wound Dressing Alternative.

# Askina® SilNet

For gentle protection of fragile skin

## Soft silicone wound contact layer

- Designed to protect the wound site from mechanical disruption during dressing changes.
- Prevents adhesion of the secondary dressing to the wound surface and minimises the trauma associated with dressing change.



- ### Advantages
- Non-adherent:
    - ✓ protects fragile granulation tissue
    - ✓ atraumatic dressing change
  - Soft and conformable
  - Compatible with topical treatments
  - Allows passage of exudate through the dressing

- Better breath ability
- Allows exudate to pass through

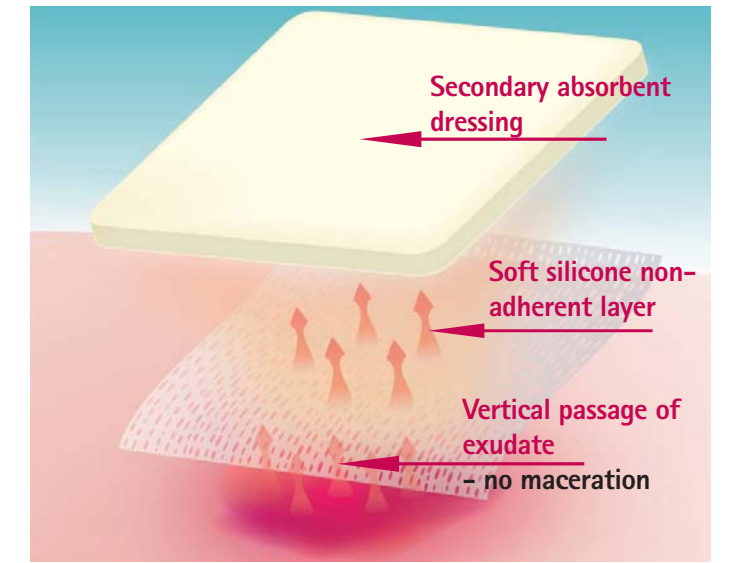


# Askina® SilNet

How it works

- Askina® SilNet adheres gently to the wound and surrounding skin surface and facilitates atraumatic dressing removal.
- Its porous structure allows vertical passage of exudate into the secondary absorbing dressing.

Askina® SilNet can be left in place for several days, as long as the exudate passes freely into the secondary dressing.



## Indications

- Cuts
- Abrasions
- Skin tears
- Traumatic wounds
- First and second degree burns
- Fixation of skin grafts
- Donor sites
- Surgical wounds
- Lacerations

## Wound Bed Preparation

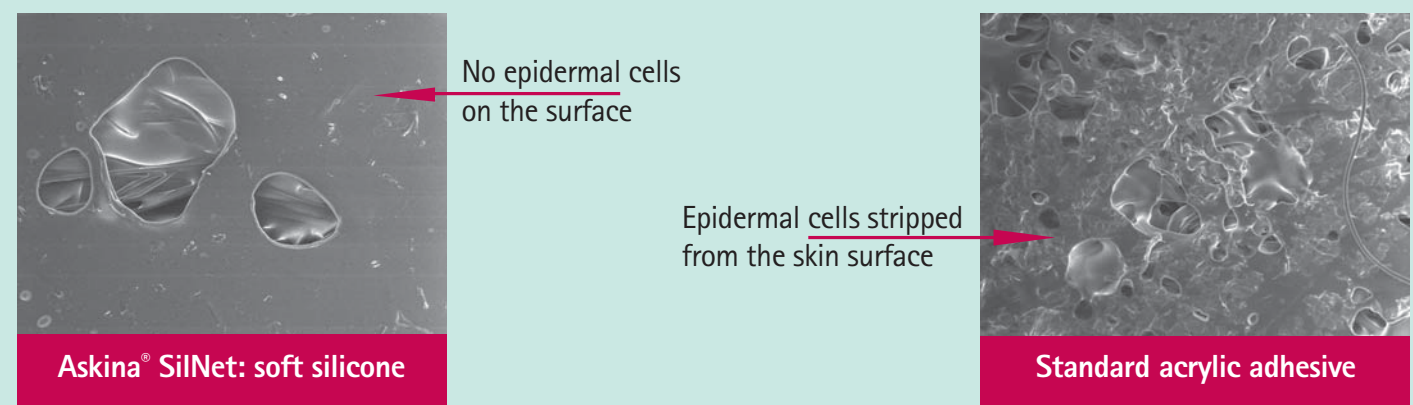
Before applying Askina® SilNet, thoroughly cleanse the wound with a cleansing solution (Eg: Prontosan® Solution).

For continued wound cleansing and debridement, use Prontosan® Wound Gel.



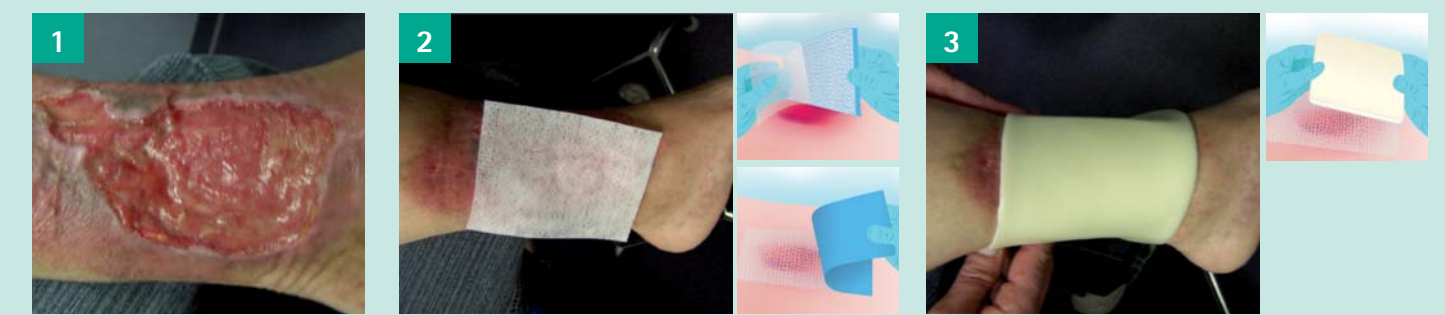
## No stripping of epidermal cells on removal (SEM images)

When Askina® SilNet is removed, atraumatic dressing change ensures there is no stripping of epidermal cells.



## Dressing Application

Example of a spider bite



After cleansing the wound, dry the skin surrounding the open wound.

Remove Askina® SilNet from the liners. Cover the wound with either side facing the wound surface

Apply suitable foam absorbing secondary dressing and fixation over Askina® SilNet if needed.

Up to 7 days wear time