

# HAEMOLANCE<sup>TM</sup> Plus

## The safe retractable blood lancet



**SSS AUSTRALIA**  
HEALTHCARE SUPPLIES

340 Queensport Road  
Murarrie Qld 4172  
PH: (07) 3890 2600  
FX: (07) 3890 2700  
www.sssaaustralia.com.au  
sales@sssaaustralia.com.au



## Now automatic and with permanent retraction

With HAEMOLANCE Plus you can feel safe. The needle is hidden in the cartridge and retracts permanently after use. The built in special spring action provides a quick and comfortable method for a blood sample.

HAEMOLANCE Plus has a practical ergonomic shape allowing for ease of use. Patients never see the needle, important for needle phobic patients.

HAEMOLANCE Plus is available in three different models: Low Flow (blue), Normal Flow (green) and High Flow (yellow). Choose the colour that gives the required amount of blood.

HAEMOLANCE Plus is ready to use, no assembly is necessary. Just twist off the protective cover, place lightly against the finger, and press the coloured button. The safest, quickest method to draw a capillary blood sample.





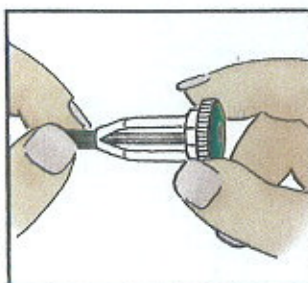


## Simple and safe for both patient and user

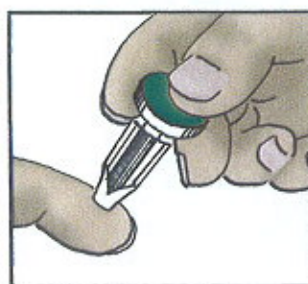
### Unique features and benefits

- The needle retracts permanently and automatically after use, protecting patient and health professional against accidental needle stick injuries and cross contamination.
- HAEMOLANCE Plus cannot be reloaded or reused.
- The built in special spring action provides a quick and comfortable puncture.
- The needle is never visible reducing the patients apprehension to blood sampling procedures.
- HAEMOLANCE Plus saves time. It is quick and simple to use and requires little instruction.
- The ergonomic shape and grip makes the lancet easy to handle.
- Built-in needle depth control gives uniform and accurate sampling results every time. More comfortable for the patient.
- HAEMOLANCE Plus is available in three sizes (low, normal and high flow) for each specific test. (Same depth for each lancet, different size needles.)
- HAEMOLANCE Plus is a sterile single use product for optimal safety for both patient and health professional.


### How to use the HAEMOLANCE Plus



1. To remove the protective cover, turn and twist in one movement (a full turn).



2. Place the lancet against the side of the fingertip, between the fingers with the thumb on the button. Press.



3. After use dispose of HAEMOLANCE Plus in appropriate safe manner. It is possible that the empty HAEMOLANCE box can be used for disposal based on local regulations, please verify before doing so.


**SSS AUSTRALIA**  
 HEALTHCARE SUPPLIES  
 340 Queensport Road  
 Murarie Qld 4172  
 PH: (07) 3890 2600  
 FX: (07) 3890 2700  
[www.sssaaustralia.com.au](http://www.sssaaustralia.com.au)  
[sales@sssaaustralia.com.au](mailto:sales@sssaaustralia.com.au)

### Packaging

Delivered in a practical plastic box with clear instructions.

Art no. Low Flow	Art no. Normal Flow	Art no. High Flow	Pcs/ box	Transport and ordering package
53156	53152	51361	150	24 boxes
53155	53151	51362	50	36 boxes

### HaeMedic AB

Box 116, S-266 21 Munka ljunby, Sweden  
 Phone: +46(0)431-43 20 30. Fax: +46(0)431-43 00 30.  
 E-mail: [info@haemedic.se](mailto:info@haemedic.se) Homepage: [www.haemedic.se](http://www.haemedic.se)


**SSS AUSTRALIA**  
 HEALTHCARE SUPPLIES

Phone: / 03 404 9031 Fax: / 03 404 3977

### TIPS!

- The health professional or non patient activates and controls the lancet, place the lancet between the fingers (see fig. 2) and press the button with the thumb.
- The HAEMOLANCE Plus should rest gently against the patients finger. For those with thicker skin the lancet can be pressed harder against the finger.
- The puncture point is shown by the marks along the lancet. Puncture depth 1.8 mm for all models. Choose blue, green or yellow lancet, depending on how much blood is needed.
- HAEMOLANCE Plus can also be used to puncture the ear lobe.

